



# HDMI™ 4K@60Hz UHD SwitchBox 4 Ports



- Supports both mechanical and intelligent switching
- Supported resolutions up to: 4096 x 2160p at 60Hz
- Supports Full 3D
- HDCP pass through
- Supports CEC function
- Supports compressed audio such as DTS® Digital, Dolby® Digital



Include IR Remote Control

CSV-1370 MANUAL

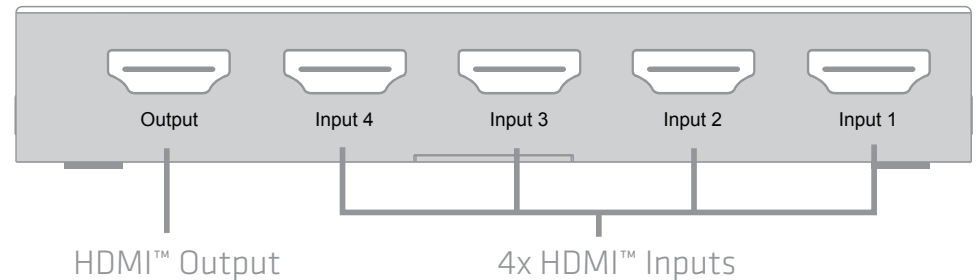
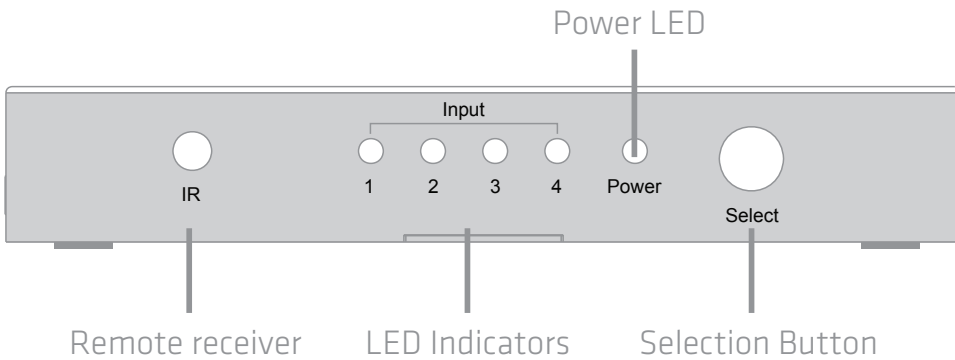
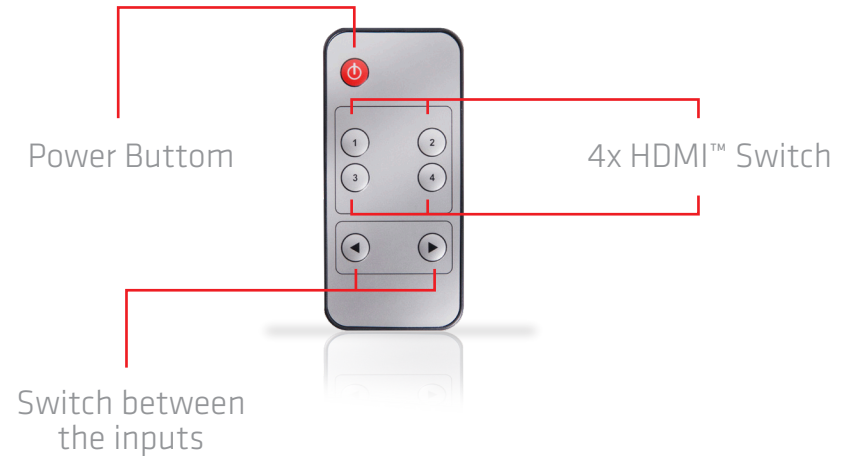
### Introduction

The Club 3D HDMI™ 4K 60Hz UHD SwitchBox 4 Ports is a high- performance and small-sized HDMI™ 4K 60Hz UHD casing, which make it very strong and sturdy. An ideal assistant both at home and in the workplace.

This HDMI™ 4K 60Hz UHD SwitchBox routes high definition video, in resolutions up to 4K @ 60Hz, and digital audio from any of the 4 source- inputs to the connected 4K UHD television, monitor or projector.

The CSV-1370 Club 3D HDMI™ 4K 60Hz UHD SwitchBox comes with an IR Remote control bundled in the box.

### Remote Control





### Package contents

Before attempting to use this unit, please check the packaging and make sure the following items are contained in the shipping carton:

- HDMI™ 4K 60Hz UHD SwitchBox 4 Ports
- Power Adapter (5V/1A)
- IR Remote Control
- Manual

### Features

- Supports both mechanical and intelligent switching
- Supported resolutions up to: 4096 x 2160p at 60Hz
- Supports Full 3D
- HDCP pass through
- Supports compressed audio such as DTS® Digital, Dolby® Digital
- EDID bypass
- Supports CEC function

### Connection and operation

- 1) Connect the HDMI™ input source into the HDMI™ switcher. (Input cables are optional)  
\*Please refer to connection diagram section.
- 2) Press the button to select the inputs.
- 3) Connect the 5V/1A Power Adapter to the SwitchBox.

### Operation Notes

- 1) Once the source device is turned on or plugged in (should stay power-on mode), the switcher will automatically select this source.
- 2) Once the source device is turned off or plugged out, the switcher will select the next power-on source depending on the sequence automatically
- 3) When the source devices are on the stand-by mode, its power supply should be turned off.
- 4) For use with 4K screens, please make sure to use HDMI Cables capable of 4K 60HZ / 18Gbps.

### Specifications

<b>Signal Inputs/Output</b>	
Input Video	HDMI
Maximum Single Link Range	Full 3D and 4k*2k@60HZ
Output Video	HDMI
<b>Operating Frequency</b>	
Vertical Frequency Range	24/30/50/60Hz
Video Amplifier Bandwidth	6Gbps/600MHz
<b>Resolutions(HDTV)</b>	
Interlaced(50&60Hz)	480i,576i,1080i
Progressive(50&60Hz)	480p,576p,720p,1080p,4k*2k@30HZ, 4k*2k@60HZ,
<b>Mechanical</b>	
Size(L-W-H)	123x51x20mm
Weight(Net)	150g
<b>Warranty</b>	
Limited Warranty	1 Year Parts and Labor
<b>Environmental</b>	
Operating Temperature	0°C to +40°C
Operating Humidity	10% to 85 % RH (no condensation)
Storage Temperature	-10°C to +80°C
Storage Humidity	5% to 90 % RH (no condensation)
<b>Power Requirement</b>	
External Power Supply	5V/2A
Power consumption (Max)	1.74W
<b>Accessories Adapter</b>	
IR remote	38KZH NEC Standard
User Manual	English Version

Connection diagram

